

DESCRIPTION

These narrow profile wall brackets have a rectangular acrylic diffuser, and are available in three color options, white housing and ends, chrome housing and ends, or white housing and chrome ends. They are fully enclosed, can be mounted vertically or horizontally, and every unit comes with a grounded convenience outlet and turn switch unless otherwise specified. Choose from four different sizes measuring approximately 18", 24", 36", or 48" in length. All models use (1) T12 lamp.

CONSTRUCTION

Housing die formed of 21 gauge steel, cover die formed of 24 gauge steel, and ends are die formed of 20 gauge cold rolled steel. Ends are secured with acorn nuts, so no tools are needed to change lamps. Standard mounting holes and standard wiring knockouts are included.

FINISH

Interior is finished in lighting grade white baked gloss enamel paint. Exterior is finished in lighting grade white baked gloss enamel paint, or in chrome plating.

DIFFUSER

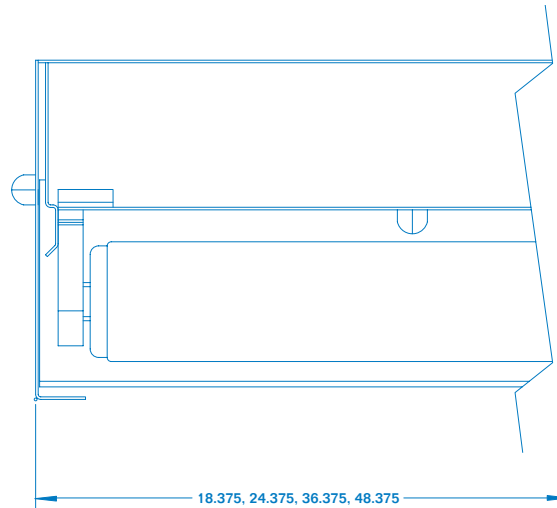
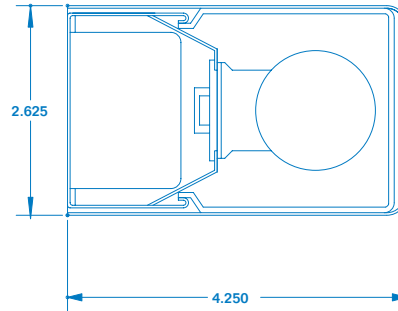
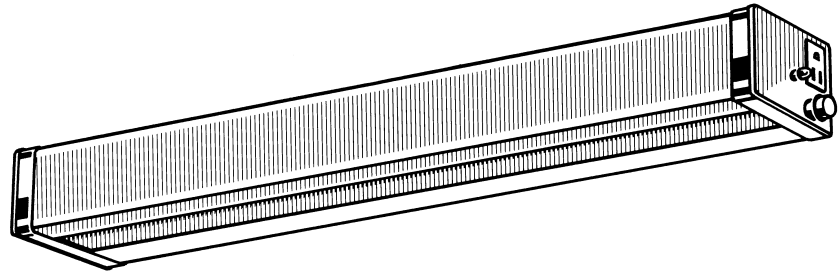
The one-piece lens is extruded of 100% virgin translucent white acrylic, with a smooth finish. Thickness is .100". Lens is held in place by the end caps.

ELECTRICAL

All units are wired with U.L. listed normal power factor or high power factor, rapid start, Class P ballasts as specified, for 120 volt, 60 hertz A.C. operation. All non RS units have preheat ballast. All ES units have energy saving, full light output (E) ballasts. Three wire grounded convenience outlet and turn switch are standard and located in the right end cap. Lampholders are rotating lock, medium bi-pin type. All fixtures are U.L. listed for damp location.

OPTIONS

See ordering chart for all-chrome, all-white, or white and chrome finish. Fixture is standard with a grounded convenience outlet and turn switch, contact factory for other configurations. For ballast upgrades and options, refer to back of guide. Other voltages, listings, and ratings available on request (contact factory).



ORDERING INFORMATION

Model No.				DIMENSIONS			
All White	All Chrome	White/ Chrome Ends	Fluorescent Lamps	L	W	D	Mtg. Ill.
AMW115	AMC115	N/A	(1) T12 18" PH Lamp	18 ³ / ₈ "	2 ⁵ / ₈ "	4 ¹ / ₄ "	106
AMW115RS	AMC115RS	AMWC115RS	(1) T12 18" Lamp	18 ³ / ₈ "	2 ⁵ / ₈ "	4 ¹ / ₄ "	106
AMW120	AMC120	N/A	(1) T12 24" PH Lamp	24 ³ / ₈ "	2 ⁵ / ₈ "	4 ¹ / ₄ "	106
AMW120RS	AMC120RS	AMWC120RS	(1) T12 24" Lamp	24 ³ / ₈ "	2 ⁵ / ₈ "	4 ¹ / ₄ "	106
AMW130RS	AMC130RS	AMWC130RS	(1) T12 36" Lamp	36 ³ / ₈ "	2 ⁵ / ₈ "	4 ¹ / ₄ "	106
AMW140RSES	AMC140RSES	AMWC140RSES	(1) T12 48" Lamp	48 ³ / ₈ "	2 ⁵ / ₈ "	4 ¹ / ₄ "	106