

MAR ECONOMY SERIES

DESCRIPTION

These white cloud fixtures have a box-style shape with rounded edges and corners for a softer appearance. Available in two sizes which use (2) 48" lamps and (4) 48" lamps.

CONSTRUCTION

Housing, cover and ends are die formed of 22 gauge cold rolled steel. Standard mounting holes and standard wiring knockouts are included, with an extra 2" diameter center knockout on the back for wiring entry.

FINISH

Housing interior and exterior are finished in lighting grade white baked gloss enamel paint.

DIFFUSER

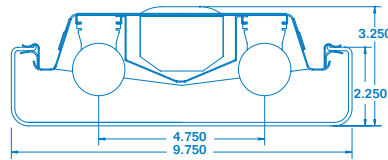
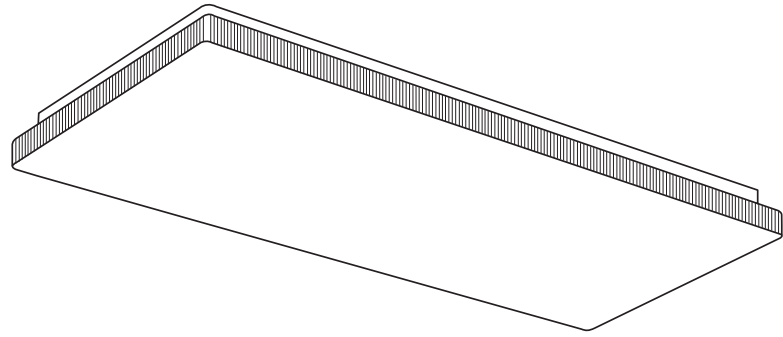
Lens is made from a sheet of cast translucent white 100% virgin acrylic, .125" thick, formed into a reverse square cloud with a stipple finish interior and a smooth finish exterior. Four steel clips on two edges of the diffuser allow it to lift and shift onto the housing lip.

ELECTRICAL

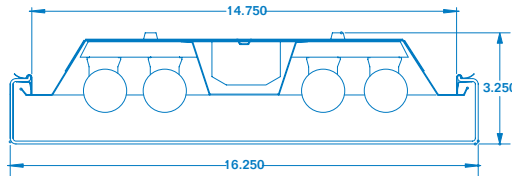
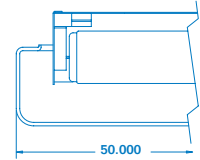
All units with model numbers ending in ES are wired with U.L. listed high power factor, rapid start, Class P, energy saving (ES) full light output, $\text{\textcircled{E}}$ ballasts, for 120 volt, 60 hertz A.C. operation. Lampholders are rotating lock, medium bi-pin type. All fixtures are U.L. listed.

OPTIONS

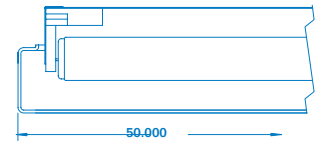
For ballast upgrades and options, refer to back of guide. Other voltages, listings, and ratings available on request (contact factory).



MAR240



MAR440



ORDERING INFORMATION

Model No.	Fluorescent Lamps	DIMENSIONS			Mtg. Ill.
		L	W	D	
MAR240ES	(2) T12 48" Lamps	50"	9 $\frac{3}{4}$ "	3 $\frac{1}{2}$ "	31
MAR440ES	(4) T12 48" Lamps	50"	16 $\frac{1}{4}$ "	3 $\frac{1}{4}$ "	27