

DESCRIPTION

These white cloud vanity fixtures have rounded corners and edges for a soft pillow appearance. They feature a fully enclosed housing, and they come in three sizes to choose from measuring approximately 26", 38", or 50" in length. Each model uses (2) T12 lamps.

CONSTRUCTION

Housing, cover and ends are die formed of 22 gauge cold rolled steel. Standard mounting holes and wiring knockouts are included. Can be hung horizontally or vertically on the wall, or ceiling mounted.

FINISH

Housing interior and exterior are finished in lighting grade white baked gloss enamel paint.

DIFFUSER

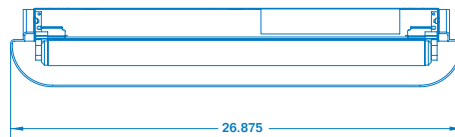
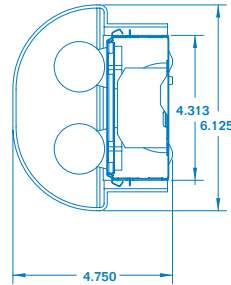

Lens is made from a sheet of cast translucent white 100% virgin acrylic, .125" thick, formed into a reverse cloud puff shape with a stipple finish interior and a smooth finish exterior. Diffuser attaches with a white screw in each end, completely enclosing the housing.

ELECTRICAL

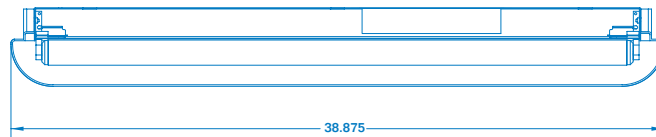
All ES units are wired with U.L. listed high power factor, rapid start, Class P, (ES) full light output, $\text{\textcircled{E}}$ ballasts for 120 volt, 60 hertz A.C. operation. All non-ES units have trigger or rapid start high power factor ballasts. Lampholders are rotating lock, medium bi-pin type. All fixtures are U.L. listed for damp location.

OPTIONS


For ballast options, refer to back of guide. Other voltages, listings, and ratings available on request (contact factory).



VPN220



VPN230



VPN240

ORDERING INFORMATION

Model No.	Fluorescent Lamps	DIMENSIONS			
		L	W	D	Mtg. Ill.
VPN220RS	(2) T12 24" Lamps	26 $\frac{7}{8}$ "	6 $\frac{1}{8}$ "	4 $\frac{3}{4}$ "	37
VPN230RS	(2) T12 36" Lamps	38 $\frac{7}{8}$ "	6 $\frac{1}{8}$ "	4 $\frac{3}{4}$ "	38
VPN240RSES	(2) T12 48" Lamps	50 $\frac{7}{8}$ "	6 $\frac{1}{8}$ "	4 $\frac{3}{4}$ "	40