

DESCRIPTION

These decorative vanity fixtures have a rectangular acrylic diffuser with a white, chrome or brass molding accent around the perimeter. They feature an opening along the top to produce a wall wash effect. Three sizes to choose from measuring approximately 26", 38", or 50" in length. Each model uses (2) T12 lamps.

CONSTRUCTION

Housing, cover and ends are die formed of 22 gauge cold rolled steel. Standard mounting holes and wiring knockouts are included.

FINISH

Housing interior and exterior are finished in lighting grade white baked gloss enamel paint.

DIFFUSER


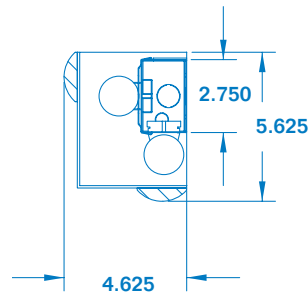
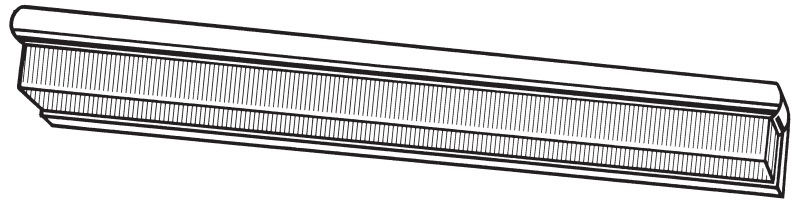
Lens is a one-piece extruded smooth flat lens of translucent white 100% virgin acrylic, .100" thick. The lens is scored, mitered, and formed into the box cloud shape. Thickness is .100". End caps and trim bands are made of extruded expanded polymer, with a high gloss white (VRW), bright chrome (VRC), or bright brass (VRB) mylar finish, and are glued and screwed to the lens. The entire diffuser assembly attaches to the top of the housing with brackets that are pre-installed in the ends of the lens.

ELECTRICAL


All ES units are wired with U.L. listed high power factor, rapid start, Class P, (ES) full light output, (E) ballasts for 120 volt, 60 hertz A.C. operation. All non-ES units have trigger or rapid start high power factor ballasts. Lampholders are rotating lock, medium bi-pin type. All fixtures are U.L. listed for damp location.

OPTIONS


Other end/trim custom colors are available (contact factory). For ballast options, refer to back of guide. Other voltages, listings, and ratings available on request (contact factory).



VR-220



VR-230



VR-240

ORDERING INFORMATION

Model No.			Fluorescent Lamps	DIMENSIONS			Mtg. Ill.
White	Chrome	Brass		L	W	D	
VRW220RS	VRC220RS	VRB220RS	(2) T12 24" Lamps	25 $\frac{3}{4}$ "	5 $\frac{1}{8}$ "	4 $\frac{5}{8}$ "	34
VRW230RS	VRC230RS	VRB230RS	(2) T12 36" Lamps	37 $\frac{3}{4}$ "	5 $\frac{1}{8}$ "	4 $\frac{5}{8}$ "	35
VRW240RSES	VRC240RSES	VRB240RSES	(2) T12 48" Lamps	49 $\frac{3}{4}$ "	5 $\frac{1}{8}$ "	4 $\frac{5}{8}$ "	36